



Étape 1 - Choisissez le visuel

6 options disponibles sur le site voir détails par modèle



Visuel A



Visuel B



Visuel L




Visuel M




Visuel N




Visuel O




Visuel P



Visuel Q



Visuel T



Visuel U




Visuel X



Visuel Y

Autres visuels

Si vous souhaitez l'un de ces visuels, veuillez nous contacter



Visuel C



Visuel D



Visuel E



Visuel F



Visuel G



Visuel H



Visuel J



Visuel K



Visuel R



Visuel S




Visuel V



Visuel W

Autres visuels


Si vous souhaitez l'un de ces visuels, veuillez nous contacter




Visuel RR



Visuel SS



Visuel TT



Visuel UU



Visuel VV



Visuel ZZ